Schottky Barrier Rectifier

SB240 THRU SB2200 40 to 200 V 2.0A

FEATURES

- For surface mounted applications
- Low profile package
- Built-in strain relief
- Easy pick and place
- Fast Recovery times for high efficiency
- Plastic package has Underwriters Laboratory
- Flammability Classification 94V-O
- High temperature soldering : 260°C /10 seconds at terminals

DO-15(DO-204AC)

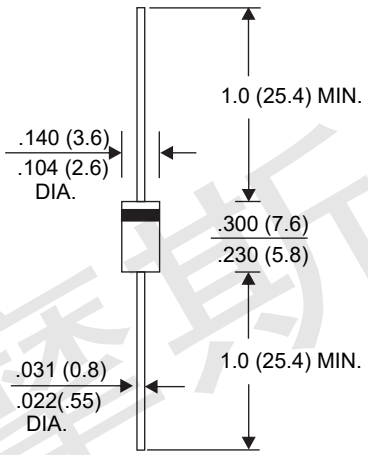

Dimensions in inches and (millimeters)

MECHANICAL DATA

- Case: Molded plastic, DO-15 and DO-204AC
- Terminals: Solder Plated, Solderable per MIL-STD-750, Method 2026
- Polarity: Cathode Band or Cathode Notch
- Marking: Type Number

Maximum Ratings and Electrical Characteristics

Ratings at 25℃ ambient temperature unless otherwise specified. Single phase, half wave, 60HZ, resistive or inductive load. For capacitive load, derate current by 20%.

Type Number and marks	Symbols	SB 240	SB 245	SB 260	SB 280	SB 2100	SB 2120	SB 2150	SB 2200	Units
Maximum Recurrent Peak Reverse Voltage	V_{RRM}	40	45	60	80	100	120	150	200	Volts
Maximum RMS Voltage	V_{RMS}	28	31.5	42	56	70	84	105	140	Volts
Maximum DC Blocking Voltage	V_{DC}	40	45	60	80	100	120	150	200	Volts
Maximum Average Forward Rectified Current. Lead Length @Ta(Fig 1)	$I_{(AV)}$	2.0								Amp
Peak Forward Surge Current, 8.3 ms single half-sine-wave superimposed on rated load (JEDEC method) (Rating of per diode)	I_{FSM}	55								Amp
Maximum instantaneous forward voltage at $I_{(AV)}$	V_F	0.55	0.70		0.85		0.90		0.95	Volts
Maximum DC reverse current at rated DC blocking voltage per T_j=25℃	I_R	0.2			0.1					mA
T_j=100℃		20			6					
Typical Thermal Resistance	$R_{\Theta JA}$	25								℃/W
Junction Temperature	T_J	-65 to +150								℃
Storage Temperature Range	T_{STG}	-65 to +150								℃

※**This product The above data sheet typical data meet the Mentioned standards,designers for reference only**

Ordering Information (Example)

Prefered P/N	Package code	Unit weight(g)	Minimum Package(pcs)	Inner box Quantity(pcs)	Outer carton quantity(pcs)	Delivery mode
DO-15 DO-204AC	T1	about 0.32	3000	3000	30000	Tape
	B1	about 0.32	500	500	25000	Bulk
	B2	about 0.32	500	500	20000	Bulk

RoHS COMPLIANT

RATINGS AND CHARACTERISTIV CURVES

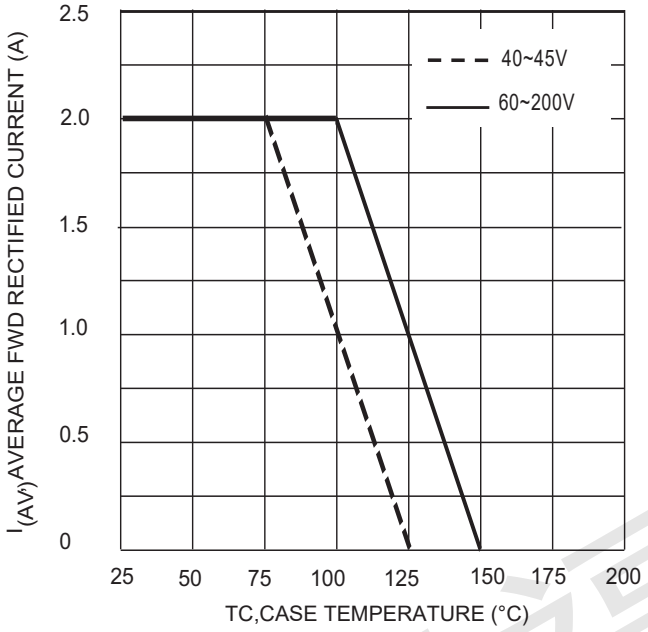

Fig. 1 Forward Derating Curve

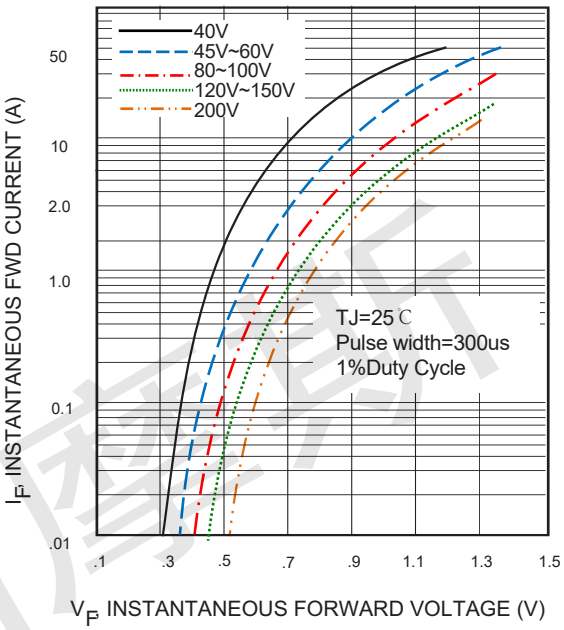

Fig. 2 Typical Forward Characteristics

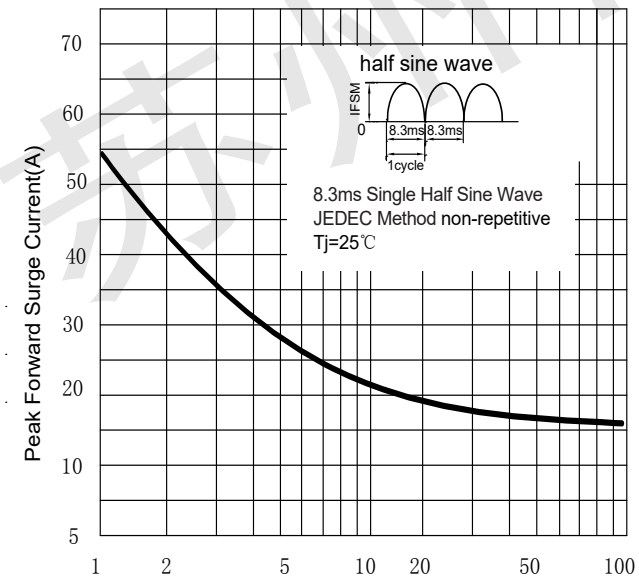

Fig. 3 Peak Forward Surge Current

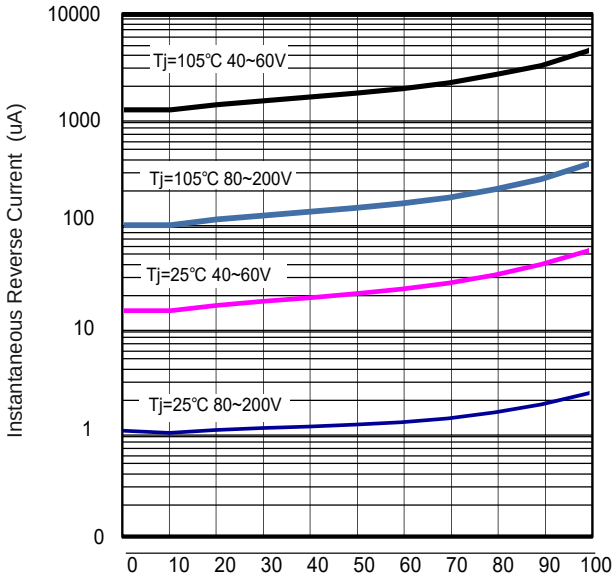

Fig.4-Typical Forward Characteristics

苏州福摩斯